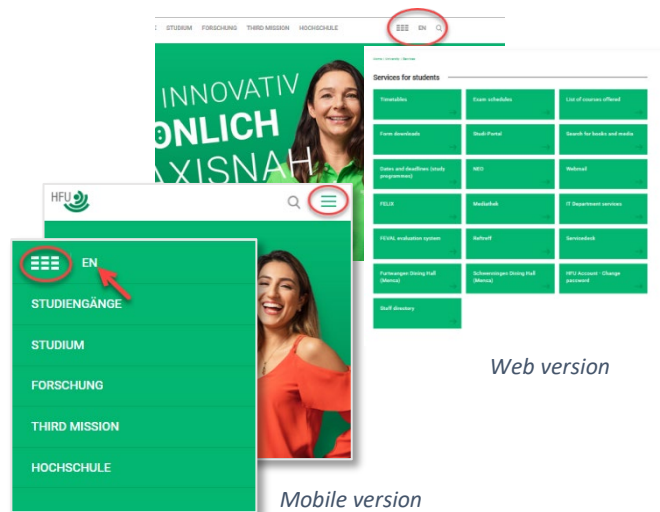


## Your HFU-Account

### What is the HFU-Account?

You will need the HFU-Account we sent for all the university's digital services. Amongst other places, you can find these in the "quick links" <https://www.hs-furtwangen.de>. Here, in the top right corner, you can also set the homepage's language to English.



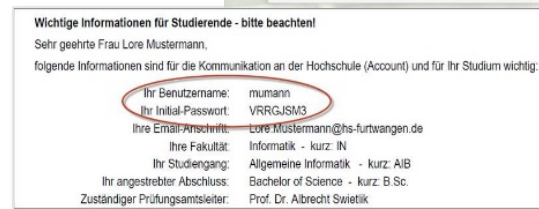
You will need the HFU-Account, amongst others, for the following

- **WIFI** (eduroam & HFU open)  
eduroam: Login with HFU-Account@hs-furtwangen.de and HFU-Account-Password  
HFU Open: Login with HFU-Account HFU-Account-Password
- **Login Web-Mail**  
> [webmail.hs-furtwangen.de](mailto:webmail.hs-furtwangen.de)
- **Login Studi-Portal** (administrative matters like „Studienbescheinigungen“ (enrolment certificates), „Notenspiegel“ (grade sheet), „Rückmeldung“ (re-registration)...)  
> <https://studi-portal.hs-furtwangen.de>
- **Login FELIX** (Furtwangen E-Learning & Information eXchange)  
> <https://felix.hs-furtwangen.de>

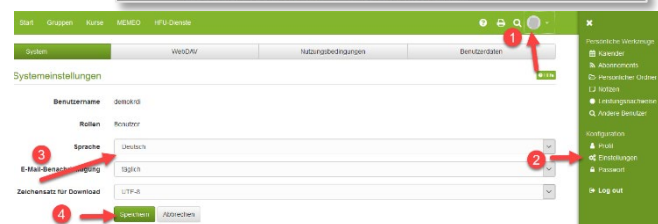


### Register once in FELIX

> <https://felix.hs-furtwangen.de>  
using the HFU-Account details we sent you.



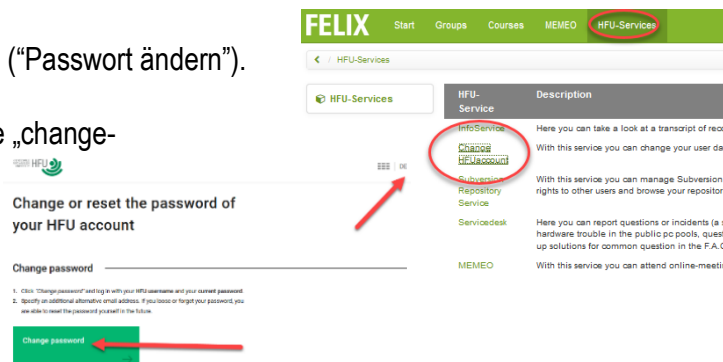
**change language setting** click on your profile (1), go to „Einstellungen“ (settings) (2) and change language setting (3). Save setting (4). Log out and back in again.



### Then change your password in the „HFU services“ tab.

Click on „change HFU account“ and then on „change password“ („Passwort ändern“).

Please make sure to include an alternative email address on the „change-password-page“: In this way you will be able to re-set your password yourself.



Should you have any problems using your HFU-Account, please contact us by email at [servicedesk@hs-furtwangen.de](mailto:servicedesk@hs-furtwangen.de), make sure to include your full name, your "Matrikelnummer" (matriculation number) and your HFU-Account-name.